

Great Science Conclusion Creator

Age 7 – 11 years



Support your pupils in developing conclusions from their science enquiries using the Great Science Conclusion Creator and Focus Frames

Encourage children to form and develop their conclusions using the conclusion Creator. Using the evidence they have gathered to support or refute scientific ideas.

Focus Frames

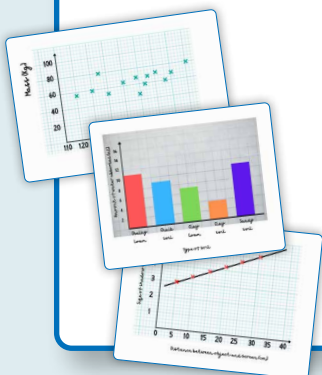


Question Focus Frame

Place over the scientific question to encourage children to talk about what they've found out.

Evidence Focus Frame

Place over the evidence e.g. line graph, bar chart etc. to encourage children to talk about how it helps to answer their question.



Sentence 1

What is your answer to your scientific question?

I have discovered that...
I conclude that...
In conclusion, I have found...

The findings of my enquiry suggest that...
The data suggests that...

Sentence 2

Supporting Evidence

How does your data **support** your answer?

My measurements show that...

My graph shows that...

The trend in my data is...

My graph shows the relationship...

Sentence 3

Contradicting Evidence

Did you gather any evidence **not support** your conclusion?

In disagreement with my conclusion, my data also shows that...

Sentence 4 Scientific explanation

Use your science ideas and vocabulary to explain your conclusion.

This can be explained by...

The scientific explanation for this would be...

Sentence 5 Further questions

What further questions could you ask to find out more or better understand your conclusion?

Great Science Conclusion Creator

Age 7 – 11 years



Question Focus Frame

Remember...

Think it

Say it

Write it

The findings of my enquiry suggest that...

The data suggests that...

I have discovered that...

I conclude that...

In conclusion, I have found...

In conclusion, my answer to the question...

Put the focus frame over the scientific question you are trying to answer

Great Science Conclusion Creator

Age 7 – 11 years



Evidence Focus Frame

Remember...

Think it

Say it

Write it

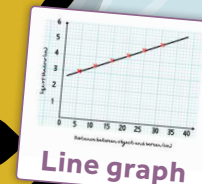
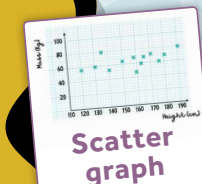

Mod.	Height of beanstalk (cm)
Mod.1	4 cm
Mod.2	9 cm
Mod.3	11 cm
Mod.4	18 cm

Results table



Mod.	Height of beanstalk (cm)
Mod.1	4 cm
Mod.2	9 cm
Mod.3	11 cm
Mod.4	18 cm

Results table



Put the Focus Frame over the evidence that will help you answer the question?

Great Science Conclusion Creator

Age 7 – 11 years



Sentence 1

What is your answer to your scientific question?

I have discovered that...
I conclude that...
In conclusion, I have found...

The findings of my enquiry suggest that...
The data suggests that...

Sentence 2 Supporting Evidence

How does your data **support** your answer?

My measurements show that...

My graph shows that...

The trend in my data is...

My graph shows the relationship...

Sentence 3 Contradicting Evidence

Did you gather any evidence **not support** your conclusion?

In disagreement with my conclusion, my data also shows that...

Sentence 4 Scientific explanation

Use your science ideas and vocabulary to explain your conclusion.

This can be explained by...

The scientific explanation for this would be...

Sentence 5 Further questions

What further questions could you ask to find out more or better understand your conclusion?

Remember...

Think it

Say it

Write it